









FEATURES

- Additional 20kA & 20kV Surge Protector as standard
- High protection level up to IP66
- High impact resistance, meeting IK10
- Low EPA design, anti 17-level wind power
- High vibration resistance, meeting 3G standards
- Aluminum powder coated fixture
- 304 stainless steel mounting brackets and hardwares
- LED Lifespan: 50,000 hours
- Warranty: 5-year limited

APPLICATIONS

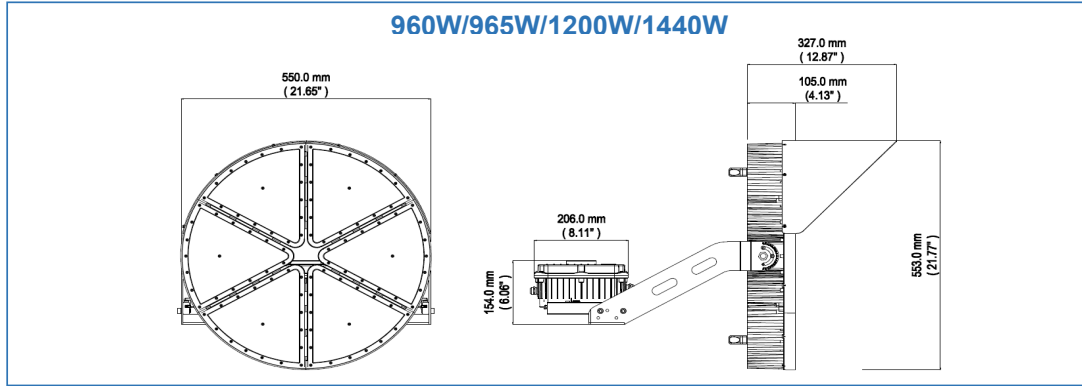
- Sport Fields
- Stadiums
- Entrance & Roadway
- Industrial Facilities
- Airports
- Shipping Docks

SPECIFICATIONS

Product Pictures								
Model No.	7H960NLIMD	7H965NLIMD	7H1200NLIMD	7H1440NLIMD	7H960NHISD	7H965NHISD	7H1200NHISD	7H1440NHISD
Power	960W	965W	1200W	1440W	960W	965W	1200W	1440W
Lumen Range	113,280LM	127,380 LM	150,000 LM	169,920 LM	113,280LM	127,380 LM	150,000 LM	169,920 LM
Efficacy Range	118 LM/W	132 LM/W	125 LM/W	118 LM/W	118 LM/W	132 LM/W	125 LM/W	118 LM/W
Voltage	100-277V or 100-240V	100-277V or 100-240V	100-277V or 100-240V	100-277V or 100-240V	347-480V	347-480V	347-480V	347-480V
Driver Brand	Mean Well	Mean Well	Mean Well	Mean Well	Sosen	Sosen	Sosen	Sosen
Dimmable	0-10V Dimming	0-10V Dimming	0-10V Dimming	0-10V Dimming	0-10V Dimming	0-10V Dimming	0-10V Dimming	0-10V Dimming
Beam Angle	7.8°	7.8°	7.8°	7.8°	7.8°	7.8°	7.8°	7.8°
Color Temp.	40K/50K/57K	40K/50K/57K	40K/50K/57K	40K/50K/57K	40K/50K/57K	40K/50K/57K	40K/50K/57K	40K/50K/57K
CRI	70	70	70	70	70	70	70	70
SPD	20kA/20kV	20kA/20kV	20kA/20kV	20kA/20kV	20kA/20kV	20kA/20kV	20kA/20kV	20kA/20kV
Fixture Color	Bronze	Bronze	Bronze	Bronze	Bronze	Bronze	Bronze	Bronze
IP Rating	IP66	IP66	IP66	IP66	IP66	IP66	IP66	IP66
Operating Temp.	-40°C to +40°C	-40°C to +40°C	-40°C to +40°C	-40°C to +40°C	-40°C to +40°C	-40°C to +40°C	-40°C to +40°C	-40°C to +40°C
Average Lifespan	50,000 hours	50,000 hours	50,000 hours	50,000 hours	50,000 hours	50,000 hours	50,000 hours	50,000 hours
Compliance	DLC / cULus / CE Pending							
Warranty	5-year limited							

***Product performance may vary depending on model and end user environment.**

DIMENSIONS



ORDERING INFORMATION

Order Example: 7H1200LIMDZ150BRTVR7=1200W, 100-277V, Integral System, Mean Well LED Driver, Dimming, 7.8°, Lumileds LEDs, 5000K, Bronze, 20kA SPD, with Visor, CRI70

7H	1200	L	I	M	D	Z	1	50	BR	T	V	R7
Series	Wattage	Voltage	Driver System	Driver Brand	Dimming	Beam	LEDs Brand	CCT	Finish	SPD	Options	CRI
7H= Gen.7 New Generation LED Sports Light / LED High-Mast Light	960= 960W 965= 965W 1200= 1200W 1440= 1440W	L= 100-277V L1= 100-240V L2= 120V H= 347-480V	I= Integral System	M= Mean Well S= Sosen	D= Dimming(Std.) Blank= Non-Dim	Z= 7.8°	1= Lumileds	40= 4000K 50= 5000K 57= 5700K	BR= Bronze(Std.) WH= White BK= Black	T= 20kA(Std.) 0= 10kA Blank= Non-SPD	E= Zigbee X= DMX Blank=None P= Photocell sensor Blank=None V= Visor Blank=None G= Glare Control Shield Blank=None	R7= CRI70(Std.) R8= CRI80 R9= CRI90